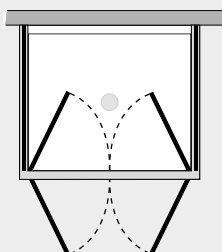


Free P. doppio battente c/2 lati fissi (comp. ad angolo)



FR2P+FRF1x2



Caratteristiche prodotto

- CABINA DOCCIA MODELLO FREE
- SERIE FRAME (CON TELAIO)
- PORTA CON APERTURA INTERNA ED ESTERNA A BILICO
- CHIUSURA MAGNETICA CON GUARNIZIONE IN SILICONE TRASPARENTE



- LARGHEZZA 65 > 160 cm.
- PROFONDITA' 20 > 160 cm.
- ALTEZZA DI SERIE 197,5 cm. (MAX 197,5 cm.)



- ESTENSIBILITA' 20+20 mm. (largh.) 20 mm. (prof.)




- SPESSORE VETRO 6 mm.



Finiture Profili




EXTRABRILL




BIANCO
LUCIDO




EFF. INOX
SPAZZOLATO




BIANCO
MATERICO




NERO
MATERICO



ORO



RAME



TITANIO



BIANCO
PERLATO

Finiture Vetri




TRASPARENTE



CINCILLÀ



SATINATO



BRONZO



FUMÈ



EXTRACHIARO


Lavorazioni speciali



SERIGRAFIA 1



SERIGRAFIA 2



SGG TIMELESS®