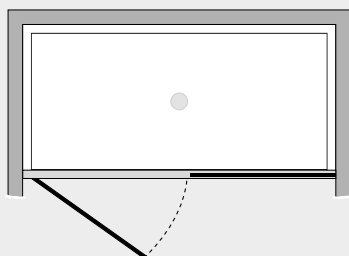


Free Porta battente su fisso (in nicchia)



Caratteristiche prodotto

FRPF



- CABINA DOCCIA MODELLO FREE
- SERIE FRAME (CON TELAIO)
- PORTA CON APERTURA SOLO ESTERNA A BILICO
- CHIUSURA MAGNETICA CON GUARNIZIONE IN SILICONE TRASPARENTE



- LARGHEZZA 90 > 160 cm.
- ALTEZZA DI SERIE 197,5 cm. (MAX 197,5 cm.)



- ESTENSIBILITA' 20+20 mm.




- SPESSORE VETRO 6 mm.



Finiture Profili




EXTRABRILL




BIANCO
LUCIDO




EFF. INOX
SPAZZOLATO




BIANCO
MATERICO




NERO
MATERICO



ORO



RAME




TITANIO



BIANCO
PERLATO

Finiture Vetri




TRASPARENTE



CINCILLÀ



SATINATO



BRONZO



FUMÈ



EXTRACHIARO


Lavorazioni speciali



SERIGRAFIA 1



SERIGRAFIA 2



SGG TIMELESS®