


Vitrum 1 lato fisso serigrafato



VT1L8SPF



Caratteristiche prodotto

- CABINA DOCCIA MODELLO VITRUM
- SERIE MINIMAL (SENZA TELAIO)
- SOLO VETRO FISSO



- LUNGHEZZA 77,5 > 139 cm.
- ALTEZZA DI SERIE 205 cm. (MAX 205 cm.)



- ESTENSIBILITA' 15 mm.



- SPESSORE VETRO 8 mm.



Finiture Profili




EXTRABRILL




EFF. INOX
SPAZZOLATO




BIANCO
MATERICO




NERO
MATERICO



ORO



RAME



TITANIO




BIANCO
PERLATO



MAZZETTA
IDEAGROUP

Finiture Vetri



TRASPARENTE



SATINATO



BRONZO



FUMÈ



EXTRACHIARO


Lavorazioni speciali



SERIGRAFIA 1



SERIGRAFIA 2



SGG TIMELESS®